

Style 10, 15, 20, 30, 40, and 50 Recessed Escutcheons and Protective Paint Caps for Automatic Sprinkler Recessed Installation

General Description

The TYCO Style 10, 15, 20, 30, 40, and 50 Recessed Escutcheons are designed for recessed installation with certain pendent and horizontal sidewall sprinklers. They are intended for use in areas with finished ceilings or walls, and the adjustment provided by these escutcheons reduces the accuracy to which fixed piping to the sprinklers must be cut, while providing a decorative recessed sprinkler installation.

Each two-piece escutcheon style provides for recessed sprinkler installations having total adjustments from the flush position as follows:

- Style 10 (1/2 inch NPT) Recessed Escutcheon provides up to 3/4 inch (19,1 mm) of total adjustment.
- Style 15 (1/2 inch NPT) Recessed Escutcheon provides up to 5/8 inch (15,9 mm) of total adjustment.
- Style 20 (1/2 inch NPT) Recessed Escutcheon provides up to 1/2 inch (12,7 mm) of total adjustment.
- Style 30 (3/4 inch NPT) Recessed Escutcheon provides up to 1/2 inch (12,7 mm) of total adjustment.
- Style 40 (3/4 inch NPT) Recessed Escutcheon provides up to 3/4 inch (19,1 mm) of total adjustment.
- Style 50 (1/2 inch NPT) Recessed Escutcheon provides up to 3/8 inch (9,5 mm) of total adjustment.

IMPORTANT

Always refer to Technical Data Sheet TFP700 for the "INSTALLER WARNING" that provides cautions with respect to handling and installation of sprinkler systems and components. Improper handling and installation can permanently damage a sprinkler system or its components and cause the sprinkler to fail to operate in a fire situation or cause it to operate prematurely.

The Style 10, 20, 30, 40, and 50 Recessed Escutcheons are re-designations for Central, Gem and Star brands as follows:

Style	Central	Gem	Star
10	3211	F700(1/2")	2085
20	3221	F705(1/2")	2084
30	4221	F705(3/4")	2086
40	4211	F700(3/4")	2088
50	307X	-	-


NOTE: The Style 15 Recessed Escutcheon is a new design escutcheon and does not appear as a re-designation of any of the brands listed above.

As an option, Protective Paint Caps (Ref. Figures 7 and 8) may be obtained to help protect the sprinkler while ceilings or walls are being finished. The Model Z-392 is suitable for use with the Style 10, 15, 20, 30, or 40 Recessed Escutcheons, whereas the Model Z-84 is suitable for use with the Style 50 Recessed Escutcheon.

NOTICE

The Recessed Escutcheons described herein must be installed and maintained in compliance with this document, as well as with the applicable standards of the National Fire Protection Association, in addition to the standards of any other authorities having jurisdiction. Failure to do so may impair the performance of these devices.

The owner is responsible for maintaining their fire protection system and devices in proper operating condition. The installing contractor or sprinkler manufacturer should be contacted with any questions.



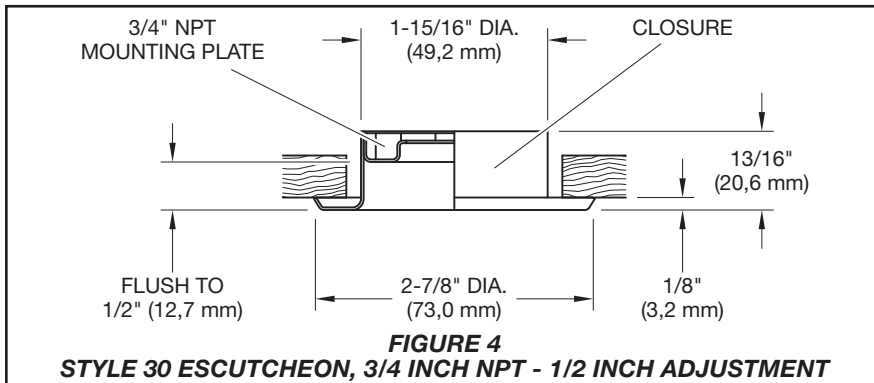
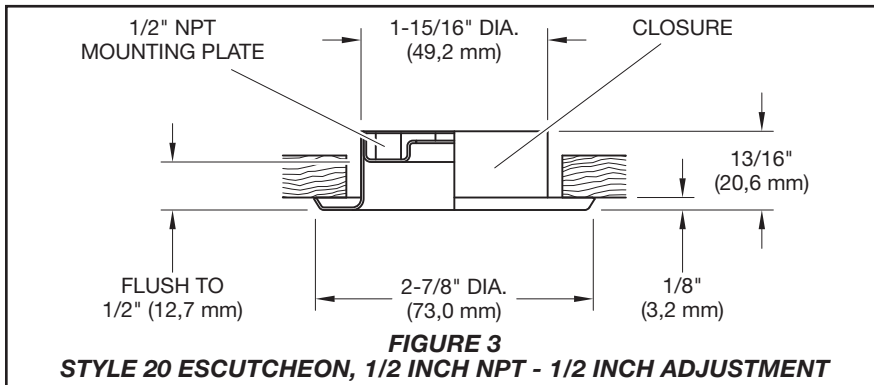
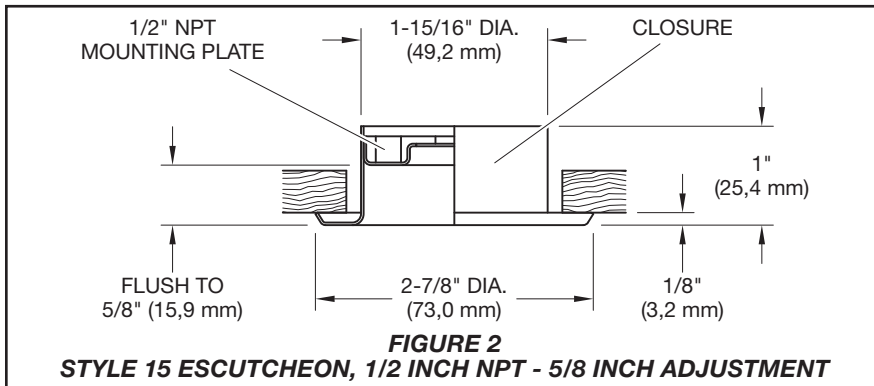
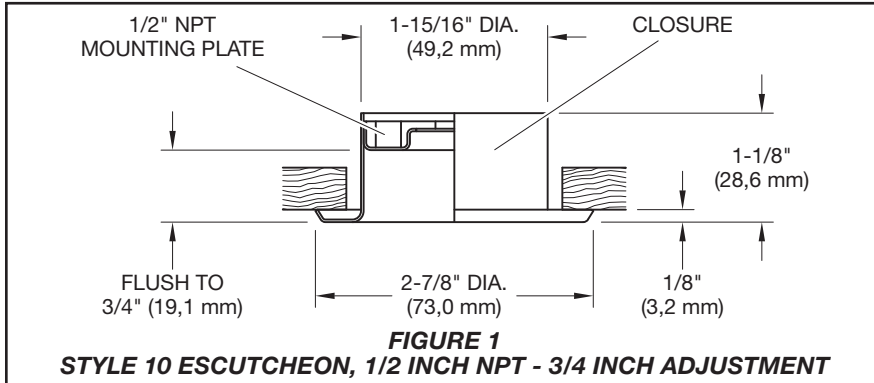
Technical Data

Approvals

Approval information, as applicable, for the Style 10, 15, 20, 30, 40, and 50 Recessed Escutcheons is detailed in individual pendent and horizontal sidewall sprinkler data sheets that include details of recessed installation.

Materials and Finishes

Carbon steel chrome plated, white or black coated, or brass plated. Series 300 stainless steel white coated or plain unpolished. (Other colors are available on special request.)



Installation

Installation information, as applicable, for the Style 10, 15, 20, 30, 40, and 50 Recessed Escutcheons is detailed in individual pendent and horizontal side-wall sprinkler data sheets that include details of recessed installation.

NOTE: The Style 10, 15, 20, 30, 40, and 50 Recessed Escutcheons must only be used with sprinklers for which they have been specifically laboratory approved (i.e., UL, C-UL, ULC, or FM).

As an option, Protective Paint Caps (Ref. Figures 7 and 8) may be utilized to help protect the sprinkler while the ceiling or wall, as applicable, is being finished (painting or plastering for example). The Protective Paint Cap is simply pushed over the Mounting Plate of the Recessed Escutcheon in lieu of the Closure. After the ceiling or wall finish is completed, the Protective Paint Cap is removed and the Closure is installed.

The Protective Paint Cap may be discarded as a plastic commodity (Low Density Polyethylene Recycling Category 4) in conformance with local regulations, or the Protective Paint Cap may be reused.

NOTE: The sprinkler cannot operate properly with the Protective Paint Cap in place.

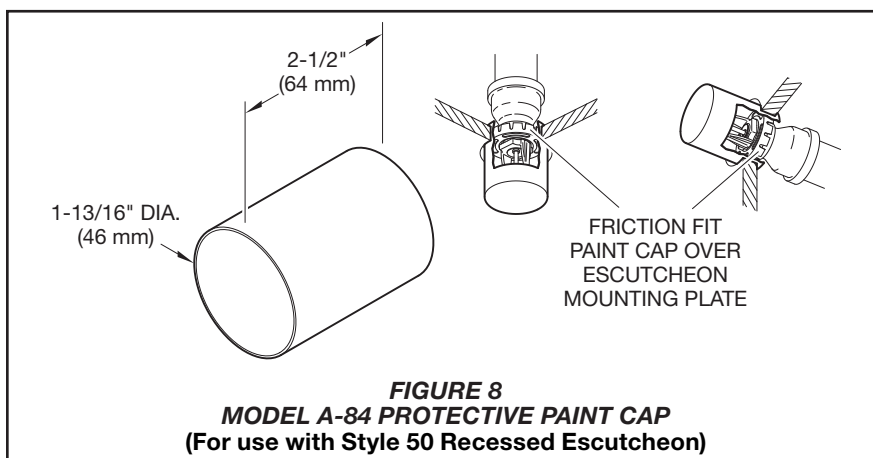
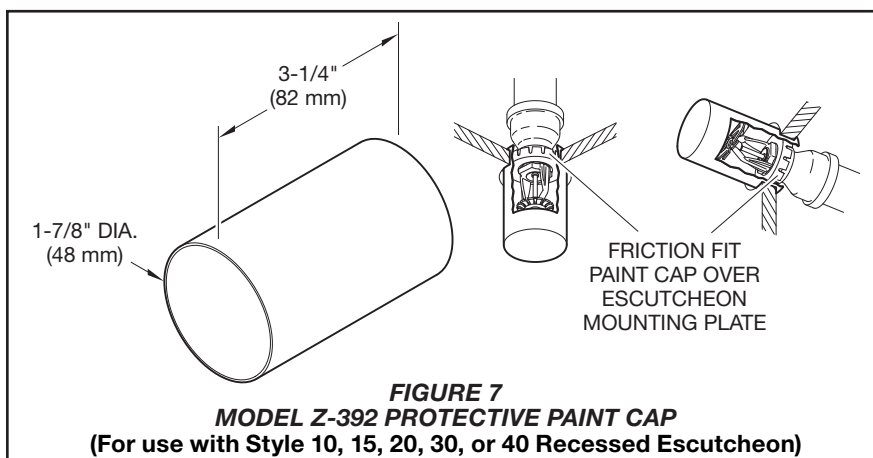
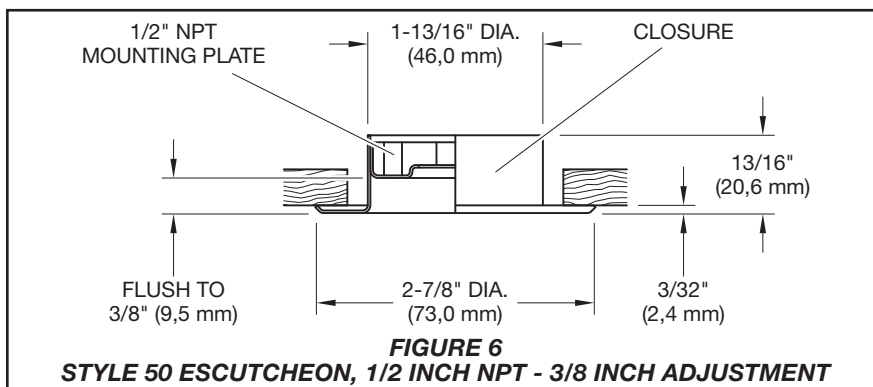
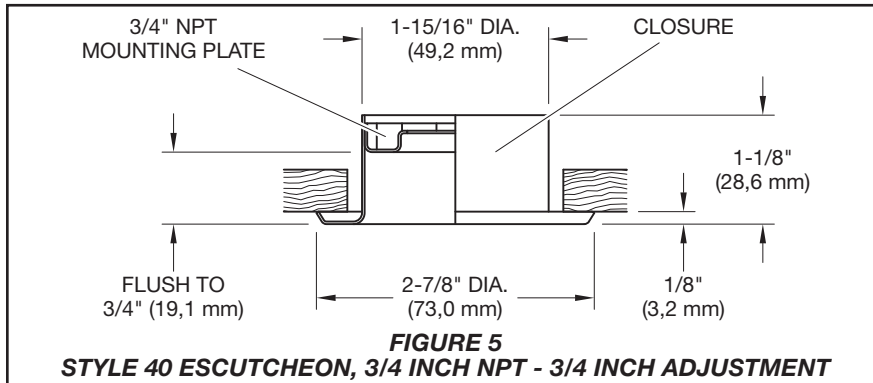
Care and Maintenance

Specific requirements of the NFPA must be performed, and any impairment must be immediately corrected.

Absence of an escutcheon, used to cover a clearance hole, may delay the time to sprinkler operation in a fire situation.

The owner is responsible for the inspection, testing, and maintenance of their fire protection system and devices in compliance with this document, as well as with the applicable standards of the National Fire Protection Association (e.g., NFPA 25), in addition to the standards of any authority having jurisdiction. The installing contractor or product manufacturer should be contacted relative to any questions.

Automatic sprinkler systems should be inspected, tested, and maintained by a qualified Inspection Service in accordance with local requirements and/or national codes.



Ordering Procedure

Contact your local distributor for availability. When placing an order, indicate the full product name and Part Number (P/N).

Recessed Escutcheon:

Specify: Style (specify) Recessed Escutcheon with (specify*) finish, P/N (specify*).

Carbon Steel

Style 10

1/2"NPT (15mm)
Brass Plated P/N 56-701-2-010
Pure White (RAL9010)*
 P/N 56-701-3-010
Signal White (RAL9003)
 P/N 56-701-4-010
Jet Black (RAL9005)
 P/N 56-701-6-010
Chrome Plated P/N 56-701-9-010

Style 15

1/2 "NPT (15mm)
Brass Plated P/N 56-715-2-010
Pure White (RAL9010)*
 P/N 56-715-3-010
Signal White (RAL9003)
 P/N 56-715-4-010
Jet Black (RAL9005)
 P/N 56-715-6-010
Chrome plated P/N 56-715-9-010

Style 20

1/2"NPT (15mm)
Brass Plated P/N 56-705-2-010
Pure White (RAL9010)*
 P/N 56-705-3-010
Signal White (RAL9003)
 P/N 56-705-4-010
Jet Black (RAL9005)
 P/N 56-705-6-010
Chrome Plated P/N 56-705-9-010

Style 30

3/4"NPT (20mm)
Brass Plated P/N 56-705-2-011
Pure White (RAL9010)*
 P/N 56-705-3-011
Signal White (RAL9003)
 P/N 56-705-4-011
Jet Black (RAL9005)
 P/N 56-705-6-011
Chrome Plated P/N 56-705-9-011

Style 40

3/4"NPT (20mm)
Brass Plated P/N 56-700-2-010
Pure White (RAL9010)*
 P/N 56-700-3-010
Signal White (RAL9003)
 P/N 56-700-4-010
Jet Black (RAL9005)
 P/N 56-700-6-010
Chrome Plated P/N 56-700-9-010

Style 50

1/2"NPT (15mm)
Brass Plated P/N 56-711-2-010
Pure White (RAL9010)*
 P/N 56-711-3-010
Signal White (RAL9003)
 P/N 56-711-4-010
Chrome Plated P/N 56-711-9-010
* Eastern Hemisphere sales only.

STAINLESS STEEL

Style 10

1/2"NPT (15mm)
Signal White (RAL9003)
 P/N 56-701-S-010
Plain Unpolished P/N 56-701-1-010

Style 15

Signal White (RAL9003)
 P/N 56-715-0-010

Style 20

1/2"NPT (15mm)
Signal White (RAL9003)
 P/N 56-705-S-010

Style 30

3/4"NPT (20mm)
Signal White (RAL9003)
 P/N 56-705-S-011

Style 40

3/4"NPT (20mm)
Signal White (RAL9003)
 P/N 56-700-S-010
Plain Unpolished P/N 56-700-1-010

Style 50

1/2"NPT (15mm)
Signal White (RAL9003)
 P/N 56-711-S-010

Protective Paint Cap

Specify: Model (specify) Protective Paint Cap, P/N (specify)

Model Z-84 P/N 56-711-1-084
Model Z-392 P/N 56-711-1-392